


⌘ The trail begins on Broadway Street/Highway 90, just off Highway 67.
Look at the wall of the building on the right.

#2: CIRCLES INSIDE SQUARES

DESIGNED AND HAND MADE BY:
JACQUOLYN WEICK

SPONSORED BY: JOEL AND
CARLOTA CARVER

Jacquolyn Weick is one of Randolph County's most accomplished quilt makers. She began quilting over 50 years ago and often creates her own original designs. "Quilting is my love and my passion. I love working with the colors and the color values of the fabrics. That is my favorite part of quilting," she said.



As a child, Jacquolyn lived in Ravenden Springs with her grandmother and after being away for many years, she came home to Randolph County about 15 years ago. She designed, hand pieced and hand quilted Circles Inside Squares in 2008. It is made of batik materials in designated tones and colors.

#3: ELNORA 'S QUILT


PIECED BY: ELNORA JOHNSON
OWNER: FRANCES ROSE

SPONSOR: POCAHONTAS
ALUMINUM CO., INC

The patch-work squares in this quilt were pieced by Elnora Johnson in Collinston, LA, in 1949-1950. At that time, Elnora was an elderly black lady living on the cotton and sugar cane farm of the parents of Frances Rose. Frances was a young girl when, in 1950, Elnora gave her the patchwork squares. In 1990, the squares, long forgotten in a cedar chest, were found and taken to a quilter in Searcy, AR. Frances received the finished quilt as a Christmas gift that year.

No pattern name has been discovered to date, however, it is Frances' belief that the design was one from Elnora's black heritage. The quilt represents cherished memories of Frances' childhood and of her elderly friend, Elnora Johnson.

Frances Rose is a long time resident of Pocahontas, having moved to Randolph County during her teenage years.




#4: CLARA'S FLOWERS

HAND APPLIQUED AND QUILTED
BY: VIRGINIA STARR STEVENS

OWNED BY: VIRGINIA STARR
STEVENS

SPONSORED BY: RALPH BERT
STEVENS

Appliqué motifs on quilts have been popular since the 1800s and often appeared as a center medallion such as in Clara's Flowers. Flower baskets, such as this, were among the earliest appliquéed and were inspired by the flower basket designs seen in early cast iron stoves, mantels and glazed onto the centers of fine dishes.



Clara's Flowers
Quilter & Owner: Virginia Stevens
Sponsor: Ralph Bert Stevens

Clara Starr was the grandmother of Virginia Starr Stevens. She was a prolific needle worker and very often decorated her work with tiny flowers. In fact, as Virginia said, "Grandma sewed flowers on everything!" This inspired Virginia to appliqué this original design on this hand pieced and hand quilted small quilt....and to name it for her Grandmother.

Basket Quilts: A Daily Presence Through History, webpage:
http://www.womenfolk.com/quilt_pattern_history/basket_quilts.htm,
retrieved April,
2009

⌘ Proceed on Broadway Street past the old courthouse and look on the right in the middle of the next block.


#5: CRAZY QUILT

PIECED AND QUILTED BY: DIANE
THIELEMIER

OWNED BY: SCOTT AND KIM
HILLS

SPONSORED BY: BENMIER FARMS,
HOWARD AND JODY THIELEMIER

Crazy Quilts were the "craze" in Victorian America around the turn of the last century. Women loved the new look. The creativity in them was wide open with asymmetrical pieces, abstract designs and intricate embroidery embellishments. Anything could be incorporated into these quilts and very special fabrics such as silks and velvets were preferred. The only limits to a Crazy Quilt were the imagination and the skill of the seamstress! Don't let the haphazard look fool you, though, hours and hours and days, weeks and months are spent by these quilters cutting, arranging and embellishing these quilts. Because of their special interest and beauty, Crazy Quilts were often used as coverlets to decorate a parlor.



Crazy Quilt Quilter: Diane Thielemier
Owner: Scott & Kim Hills
Sponsor: Benmier Farms, Howard & Jody Thielemier

Diane Thielemier is a lifelong resident of Pocahontas and a prolific quilt maker. All of her children and grandchildren have at least one of her quilts. Diane hand pieced, hand quilted, hand embroidered and hand decorated this Crazy Quilt in 2007. Notice the lace she incorporated and look for other special touches, because she adds something special to every quilt. It took her almost a year to finish this one. Her daughter, Kim Hills, is especially glad that she "won" this beautiful and fascinating Crazy Quilt in the annual quilt drawing held at Thielemier Family Christmas celebration. This family has made it a fun and exciting tradition that each year, the families of Diane's six children get to "draw" for who gets the latest quilt. Everyone looks forward to the drawing and a friendly competition has developed among the family members to see who wins the most and the prettiest quilts over the years.
Crazy Quilt History: A Victorian Craze, webpage:
www.womenfolk.com/quilting_history/crazy.htm, retrieved April, 2009


⌘ Turn right onto Van Bibber St. and look to the right.

#6: PINEAPPLE

HANDMADE AND OWNED BY:
JACQUOLYN WEICK

SPONSORED BY: PINK AND
CHARLOTTE BALTZ

The classic pieced Pineapple is an old quilt pattern dating back to the late 1800s. The design begins with a center square pieced into a larger square using triangles and stripes in rounds.



As Jacquolyn Weick began to put the Pineapple quilt blocks together in what she describes as a simple design, "it took on a life of its own. Because of the color and color values used, different patterns began to emerge," Jacquolyn explained. So, she kept the color values the same throughout as the quilt evolved. "It doesn't matter what colors you use, so long as the color values are the same. You can use reds or greens or blues or whatever color and the integrity of the pattern will be emphasized. I just used scraps for this quilt, but the richness is from using the right color values in the right places" she said. She also explained that this quilt is hand quilted in circles, not like the traditional method of quilting "in the ditch".

This quilt won Grand Champion at the Randolph County Fair the year it was made.

The Classic Pieced Pineapple, webpage:

http://www.quilttownusa.com/Town_Hall/demo.htm, retrieved April, 2009

#7: FLOWER AND PANE


QUILTED BY: MRS. A.W.
JACKSON

OWNED BY: JOHN AND MARY
JACKSON

SPONSORED BY: JOHN AND
MARY JACKSON

Window Pane quilts have been popular for many, many years and variations of the motif include Attic Windows and Cathedral Windows. The blocks resemble the depth of a window and often have repeating designs such as flowers, birds or butterflies.

Mrs. A. W. Jackson hand pieced and quilted this Flower and Pane quilt in 1927. She is the mother of local businessman, Dick Jackson and the grandmother of the owner, John Jackson.




#8. GRANDMOTHER'S FLOWER GARDEN

HAND PIECED AND QUILTED
BY: VIRGINIA STARR STEVENS

OWNED BY: VIRGINIA STARR
STEVENS

SPONSORED BY: RIFFEL AND
BOWLIN LAW FIRM



The Grandmother's Flower Garden quilt pattern dates back to 1817 in America and is one of the best loved patterns for quilts. Its popularity surged during the Great Depression of the 1930s, maybe because it was thought of as a cheerful quilt and was usually pieced in bright pastels reminding folks of colorful flower gardens. It is a variation of the very old hexagon quilt which dates back to 18th century England. Other names for this pattern are Six Sided Patchwork, Mosaic and Honeycomb.

This is the first quilt Virginia Starr Stevens ever made. It is not the last one, though, as Mrs. Stevens' interest and talent in quilting has grown by leaps and bounds over the past 30 years. She has been the coordinator of the annual quilt shows sponsored by Five Rivers Historic Preservation, Inc. since the first annual show in 2006 during the Pocahontas Sesquicentennial.

Hexagon, Honeycomb and Grandmother's Flower Garden, webpage:
http://womenfolk.com/quilt_pattern_history/mosaic.htm, retrieved April, 2009


⌘ Proceed to the next building and look on the right.

#9 SPINNING SPOOLS

PIECED BY: PHYLLIS SMITH

SPONSORED BY: PHYLLIS
SMITH

Spinning Spools is a traditional antique quilt design. Notice the shapes of thread spools made with the colorful blocks. Its name is frequently used as the title for quilt books, quilt guilds, quilt shops, and quilt pattern clubs across this country.



This quilt was pieced by Lawrence County native, Phyllis Smith, who owns a home in Pocahontas but lives in Powder Creek, GA. In 2006, as a part of the Pocahontas Sesquicentennial, Mrs. Smith hosted the Five Rivers Historic Preservation, Inc. First Annual Quilt Show at her home on Marr Street. Mrs. Smith is a quilt enthusiast who collects quilts and travels extensively to Quilt Shows nationwide.

#10: LOG CABIN

HAND PIECED AND QUILTED
BY: SHIRLEY FORTNER

OWNED BY: SHIRLEY FORTNER

SPONSORED BY: SHIRLEY
FORTNER

The Log Cabin pattern is considered by many to be quintessential American, representing the dwellings of the westward migrating pioneers. Gradations in color represent the sunny sides and shady sides of the cabins. The pattern, however is centuries old and is seen in European and African wood designs, weavings and embroideries.



Log Cabin
Quilter, Owner, & Sponsor:
Shirley Fortner

This quilt was hand pieced and quilted in 2006 by Shirley Fortner. Shirley was born and raised in the Water Valley community near the Eleven Point River in Randolph County. As a young woman she moved away but returned home to Water Valley when she retired almost 7 years ago.

Log Cabin Quilts-Inspirations from the Past, webpage:
http://www.womenfolk.com/quilt_pattern_history/logcabin.htm,
retrieved April, 2009

⌘ Turn right onto Everett Street. Look on the right about mid-way down the block.


#11: GREAT GRANDMOTHER'S
STAR

QUILTED BY: GREAT
GRANDMOTHER SUSAN BROWN

OWNED BY: THE TYLER FAMILY

SPONSORED BY: FIVE RIVERS
HISTORIC PRESERVATION, INC

The Lone Star pattern, along with the Irish Chain and Grandmother's Flower Garden, is among the oldest quilt patterns in American history. It was very popular among Southern quilters. This quilt, with its center star and what seems to be concentric circles emanating from the center star is classic and traditional. The color selection makes this an extraordinary and exquisite example of this early design.



Great Grandmother's Star
Quilter: Great Grandmother Susan Brown
Owner & Sponsor: The Tyler Family

Susan Brown quilted this beautiful quilt in 1935. The date is sewn into a corner of the quilt. This quilt is on display at the Randolph County Heritage Museum where her Great, Great Granddaughters, Mary Jo Freeman and Linda Eveland volunteer their time and creativity. They are both on the Board of the Museum.


Wulfert, Kimberly, The Lone Star Quilt Design Through Time, webpage:
http://womenfolk.com/quilt_pattern_history/Morningstar.htm, retrieved
April, 2009

#12: DOUBLE WEDDING RING

QUILTED BY: MRS. ANDREW JANSEN

OWNED BY: PATSY BALTZ

SPONSORED BY: BALTZ CHEVROLET AND EQUIPMENT COMPANY



The Double Wedding Ring Quilt was often considered very special indeed. Some quilters in the early part of this century would never consider making this quilt of feed or flour sacks, but insisted on purchasing dress making fabrics for this quilt. It was given, obviously, as wedding gifts and displayed in special places in homes. The pattern is not for beginners as it is a difficult pattern to piece. The pattern dates back to the early 1900s in the United States, but the design of interlocking rings dates back as far as early Rome when it was used to decorate items such as drinking vessels.

Mrs. Andrew Jansen was a lifelong resident of Pocahontas and was born here around the turn of the last century. She hand made this quilt in the 1930s when her daughter Patsy was a small child. Patsy can remember the time spent by her mother on this quilt and how beautiful it was when her mother finished it. Patsy selected the location to hang this quilt because her best and most lasting memories of her mother are of her coming downtown to buy groceries and to visit the shops around the square. "Mother loved this town. It was her stomping grounds", Patsy said. Mrs. Jansen's maiden name was Nuce. The Nuce family was well known in the early 1900s for their famous Concord grape vineyard located prominently on Smithville Road, which is now West Marr Street. Mr. Andrew Jansen was the first mail carrier in Pocahontas to cover the town by foot.

The Romantic Double Wedding Ring Quilt, webpage:

http://womenfolk.com/quilt_pattern_history/wedring.htm, retrieved, 2009

☞ Turn left onto Marr Street and look on the right.

#13: UNDERGROUND RAILROAD FREEDOM QUILT

QUILTED BY: SHARON THEILEMIER
OWNED BY: EDDIE MAE HERRON CENTER MUSEUM

During the war between the states, legend tells us that quilts were used to help black slaves escape to freedom through a safe path known as the Underground Railroad. As example, it is said that a log cabin quilt in a window, if it had a black center representing the chimney hole, indicated a safe house. Note the black center in the log cabin block displayed on this quilt. The quilts were said to have sometimes been placed on fences. Since it was common for quilts to be aired out frequently, no one would be suspicious when seeing quilts outside like this. This way, slaves could nonverbally alert those who were escaping. This chart tells what is said to be some of the quilt code patterns for Underground Railroad Freedom quilts:

- Monkey Wrench Prepare the tools you'll need for the long journey, including the mental and spiritual tools. Or (as a Ship's Wheel), the pilot is prepared to begin the transport.
- Wagon Wheel Load the wagon or prepare to board the wagon to begin the escape.
- Bear's Paw Take a mountain trail, out of view. Follow the path made by bear tracks; they can lead you to water and food.
- Crossroads Refers to Cleveland, Ohio, a destination offering several routes to freedom. It also signifies reaching a point where a person's life will change, so one must be willing to go on.
- Log Cabin A secret symbol that could be drawn on the ground indicating that a person is safe to talk to. It also advises seeking shelter
- Shoofly Possibly identifies a friendly guide who is nearby and can help.
- Bowtie Dress in a disguise, or put on a change of clothes.
- Flying Geese Points to a direction to follow, such as where geese would fly during spring migration.
- Drunkard's Path Create a zig-zag path, do not walk in a straight line, to avoid pursuers in this area.
- Star Follow the North Star. Worked in conjunction with the popular song, "Follow the Drinking Gourd," a reference to the Big Dipper constellation.

This handmade quilt by Pocahontas native, Sharon Thielemier, includes examples of 15 Underground Railroad codes. In addition to the codes above, this quilt illustrates the Carpenter, Basket, Birds in the Air and Sailboat codes. Sharon Thielemier made this quilt as a gift to the Eddie Mae Herron Center in memory of Randolph County Slaves. <http://www.carolinacountry.com/StoryPages/ourstories/quilt/quilt.html>



#14: THE PEDDLER'S TRAIL

HAND MADE BY: JACQUOLYN WEICK AND FRIENDS

OWNED BY: JACQUOLYN WEICK

SPONSORED BY: WEICK CUSTOM CASES, INC.



The Peddler's Trail
Quilter & Owner: Jacquolyn Weick
Sponsor: Weick Custom Cases, Inc.

This quilt has a very special story and a very special meaning to Jacquolyn Weick, who along with 2 friends, designed, pieced and quilted it. Jacquolyn relates that back during the Civil War, women had very limited access to fabrics with which to sew clothing or make quilts. They could only purchase or barter for new fabrics when peddlers would chance by their homes. These women collected various scraps at various times and from various places, often seemingly taking forever to get enough for a quilt. With so few sources of fabric, often their small collections consisted of a mish-mash of colors and prints. Women would then gather together and combine their scraps, only that way being able to come up with enough fabric to make a quilt.

Jacquolyn and 2 of her dear quilter friends decided to emulate the conditions of these early quilters and see what happened. They separately collected fabrics, a bit at a time, paying no attention to trying to match fabrics or colors themselves or with each other. When they came together after months of separately collecting, this is the quilt they were able to design and make.

The light colored angles seen in the quilt represent the peddler's trail. "He didn't go in a straight line. He went all over the place!" Jacquolyn explained.

#15: ARKANSAS SESQUICENTENNIAL COMMEMORATIVE QUILT

ORIGINAL PATTERN BY AND QUILTED BY: BEULAH EVANS

SPONSORED BY: LINDA BOWLIN


Commemorative Quilts, such as this one, are of the Memory Quilt genre which became popular in this country in the middle 1800s. This quilt was designed, pieced, appliquéd and quilted by Mrs.

Beulah Evans, a former resident of Pocahontas, who now lives in Walnut Ridge. Mrs. Evans has made literally hundreds of quilts and says she only has five left, having given others as gifts to almost every family member and friend she has ever had.

The design for this quilt came "all from scraps and my imagination" Mrs. Evans said. "It was just a brainstorm". Mrs. Evans saw this great event as more than just a 150th birthday for the state of Arkansas, she saw it as a great quilting opportunity! Mrs. Evans included in her design most of the symbols of our state including: a hand stitched pine tree, Arkansas' state tree; our state bird, the mocking bird, which she looked up in the Encyclopedia and drew and then traced onto fabric to appliqué, a few bees which are Arkansas' official state insects; blue stitches representing our State's main rivers; an apple blossom, our State flower; a cotton boll which is cut out of a fuzzy white fabric; diamonds made out of fabric with sparkles; the Arkansas flag; the State Capitol dome; and Arkansas' former nicknames: Wonder State and Land of Opportunity. "These are just the things Arkansas stood for" she said.

Mrs. Evans' Arkansas Sesquicentennial Commemorative Quilt won the Grand Prize at the Lawrence County Fair in 1986.

Mrs. Evans is the mother of Pocahontas resident, Janet Crabbe.



#16: SAWTOOTH

QUILTED BY: GREAT
GRANDMOTHER SUSAN BROWN


OWNED BY: THE FAMILY OF
WILLIS AND INA GRACE TYLER

SPONSORED BY: THE TYLER
FAMILY

The Sawtooth pattern dates back to the early 19th Century. The "teeth" are triangle shaped and are often seen in quilt blocks and quilt borders. Variations of the Sawtooth pattern have been called Bear's Paw, Ducks Foot in the Mud, and Irish Puzzle. The versatile pattern was also often used in diamonds and stars.

This round Sawtooth pattern was an original design of Susan Brown who pieced the first square in 1867 when she was on bed rest during her pregnancy with her son, Thomas Jackson Brown. Mr. Brown became the first rice farmer in the State of Arkansas and his wife, Zada Clementine Johnson Brown found the square in Susan Brown's things sometime after she died. Zada then went on to finish this quilt in about 1920 and hand made a total of 5 using the same unique design. She gave them to each of her five daughters.

This quilt is on display at the Randolph County Heritage Museum where the descendants of Susan Brown, Mary Jo Freeman and Linda Eveland volunteer and serve on the Board.



#17: SUNBONNET SUE

HAND EMBROIDERED AND HAND QUILTED
BY: BEULAH BUNDY


AUNT OF OWNER: SHARON PITTS
SPONSORED BY: MIKE AND BARBARA
DUNN

Sunbonnet Sue is one of the most widely recognized quilt patterns and dates back to the late 1800s. A Denver born artist, Bertha Corbett Melcher, is credited with first depicting young girls with their faces hidden by bonnets. She used this design to illustrate children's books. It inevitably ended up a popular subject and design of quilt blocks.

This quilt was hand embroidered and hand quilted between 1908 and 1912 by Beulah Bundy, aunt of Pocahontas resident, Sharon Pitts and her twin sister Sharleen Creech. When Beulah was a very young woman, her family left southern Illinois to "settle the west". They headed to Wyoming where an uncle had already established himself as the first Superintendent of Schools in Wyoming Territory. Beulah had pieced the Sunbonnet Sue quilt top before leaving Illinois and she took it with her as she and the other women and children of the family boarded the newly built train and rail system. The men folk traveled west by horse and buckboard.

The women and children arrived at their destination first and were taken to their homestead in what appeared to be a godforsaken area known as Pumpkin Buttes, near Gillette, WY. The person transporting the women to the homestead deposited them on the bare land, which was rife with 10 ft. tall sage brush, rattle snakes, dust and mosquitoes and then he left. The women lit bonfires around themselves to keep snakes and insects away and yearned for the green grass and orchards they had left behind in Illinois. Just as night fell, the women heard sounds of horses and wagons and low and behold, their men folk, who had traveled cross country, arrived within mere hours of the women's arrival. Within 2 years of settling in Wyoming, Beulah Bundy became the first teacher at the still standing Bundy School and, within the same two years, she quilted this lovely Sunbonnet Sue quilt which she had started in her old life and now had finished in her new one.

The History of the Sunbonnet Sue Quilt Pattern, webpage:
<http://www.sunbonnetsue.com/suehistory.html>, retrieved April, 2009




⌘ Drive into the parking lot on the left at the corner of Pyburn Street and Marr. Park and study the five quilts on the wall.

#18: CIRCLE OF LIFE FEED SACK QUILT

PIECED AND QUILTED BY:
ELIZABETH ALLEN HOLIFIELD

OWNED BY: VIRGINIA STARR
STEVENS

SPONSORED BY: RIFFEL AND
BOWLIN LAW FIRM



In the late 1800s and early 1900s, feed, seeds and flour were supplied in sacks made of heavy, usually unbleached, cotton. When economic times were tough, it became a custom throughout the country, but especially in the South, for women to use the feed sack fabric for making things such as aprons, quilts, dolls and clothing—even underwear. In the mid 1920s, the feed sack manufacturers, realizing the many uses for the sacks, began to make the bags in vibrant colors and pleasing patterns as a way of competing for customers. Because of their use for making quilts and clothing, pattern companies and magazines started to publish patterns specifically for feed sack fabrics. Feed sack quilts are sought after collectibles today.

Elizabeth Allen Holifield, a lifetime resident of Clay County, was the older sister of Ona Starr, the aunt of Geraldine Oakley and Virginia Starr Stevens and the great-aunt of Linda Bowlin, all of Pocahontas.

Feedsack Quilts, webpage: <http://hubpages.com/hub/Feedsack-Quilts>, retrieved April, 2009

#19: DONKEY

QUILTED BY: MAYME
TRAMMEL

OWNED BY: DICK TRAMMEL

SPONSORED BY: SCOTT
TRAMMEL

The Donkey quilt pattern first appeared in 1931 in the Kansas City Star newspaper. A few weeks earlier, an elephant pattern had appeared and in deference to the Democratic Party, the paper opted for "equal time". The pattern was originally called, *Giddap, A Very Democratic Donkey*, and it was designed by Eveline Foland.




The Kansas City Star was widely distributed in Arkansas during the 1930s and it would not surprise if, Pocahontas resident, Mayme Trammel saw the pattern in that paper. This quilt is thought to have been hand made by Mayme during the 1930s. Mayme was a member of the well-remembered Waldron family, a prominent family in Randolph County in the early and mid 1900s. Her parents were Mr. and Mrs. Rufe Waldron and her mother was a sister of Dr. J.W. Brown. Mayme and her husband, William Earl, were business owners in Pocahontas for many years. She was active in the First Baptist Church and is remembered fondly by her many friends. Her only child, Dick Trammel is one of Pocahontas' favorite sons.

#20: CRAZY QUILT

QUILTER: VIOLA BULLARD

OWNED BY: JACQUOLYN WEICK

SPONSORED BY: BALTZ ACE HARDWARE



Crazy Quilts were the "craze" in Victorian America around the turn of the last century. Women loved the new look. The creativity in them was wide open with asymmetrical pieces, abstract designs and intricate embroidery embellishments. Anything could be incorporated into these quilts and very special fabrics such as silks and velvets were preferred. The only limits to a Crazy Quilt were the imagination and the skill of the seamstress! Don't let the haphazard look fool you, though, hours and hours and days, weeks and months are spent by these quilters cutting, arranging and embellishing these quilts. Because of their special interest and beauty, Crazy Quilts were often used as coverlets to decorate a parlor.

Viola Bullard was born in Doniphan, MO, and was a long time resident of Ravenden Springs and she is the Grandmother of Jacquolyn Weick. Jacquolyn recalls sitting at the treadle sewing machine with her grandmother as she sewed and playing under the machine, pushing and rocking on the treadle. She also remembers the day the needle went through her finger and her grandmother calmly saying, "I told you to keep your finger out of the needle." Mrs. Bullard taught Jacquolyn to quilt and stimulated her lifelong interest and passion in quilting.

This is truly a masterful example of the Victorian Era Crazy Quilt. Stop for a minute to find all of the various hidden objects. It is said that every Crazy Quilt had incorporated into its design, a spider web, a spider and a fly. Can you find them on this quilt?

#21: GRANDMOTHER'S FAN

HAND PIECED AND QUILTED BY: GERALDINE OAKLEY


OWNED BY: LINDA BOWLIN

SPONSORED BY: MAX OAKLEY

Grandmother's Fan quilt pattern illustrates a series of radiating petals with flat sides, usually rising from a center circle. It is a variation of the Victorian Era Dresden Plate quilt pattern which is made by sewing 4 fans together.

Geraldine Oakley learned to quilt at the ripe young age of 65 and this was the one and only quilt she ever made, although she was a master at other types of handwork. She took a quilting class in about 1993 which was held in the building that today houses the Green Tomato Café. Several residents of Pocahontas attended the class with her and probably have many tales to tell of her expressions of frustration while learning to make this quilt, but it turned out to be a beautiful and of a very traditional design. It is owned by her daughter, Linda Bowlin.

The Dresden Plate Quilt Pattern and It's History, webpage:
http://www.patternsfromhistory.com/colonial_revival/Dresden-plate.htm,
retrieved April, 2009




#22: LITTLE BLACK GIRLS

QUILTED BY: JEAN PEARCY

OWNED BY: PAT JOHNSON

SPONSORED BY : FIVE RIVERS
HISTORIC PRESERVATION,
INC.

This quilt is a traditional block pattern but Jean Percy has added her own unique and special touches. She appliquéd little Black girls in every other square, each wearing a different colored and patterned dress. Jean hand made this quilt in the mid 1990s at the special request of her friend, Pat Johnson. Pat is Chairperson of the Board of Directors of the Eddie Mae Herron Center Museum in Pocahontas.



Little Black Girls Quilter: Jean Percy
Owner: Pat Johnson
Sponsor: Black River Beads

⌘ Now leave the parking lot, turning right onto Marr Street, then turn left at the first intersection, onto Pyburn Street. Look on the right.


#23: HEAVENLY JEWELL'S

QUILTED BY: BIRDIE CLAYTON

OWNED BY: JUDY BRIDGES

SPONSORED BY : JIM AND
JUDY BRIDGES

Heavenly Jewell's is one of the most cherished types of quilts made. It is a Memory Quilt. Memory quilts became popular in the middle 1800s, around the time families began to migrate westward. Often, they were given to families remaining back east as remembrances of their loved ones bravely pioneering our country. The tradition has continued throughout the years with quilts lovingly made and given to honor and remember a loved one who had passed on, such as the Heavenly Jewell's quilt, to commemorate special events, or to celebrate life changes. Often today we hear of quilts made of favorite tee shirts given to students who are headed off to college or quilts made of a new mother's own baby clothes given to her as she has her first child.



Heavenly Jewell's Quilter: Birdie Clayton
Owner: Judy Bridges Sponsor: Jim & Judy Bridges

Jewell Roberts was the mother of the owner, Pocahontas resident, Judy Bridges. After Mrs. Roberts passed away at the age of 96, her niece gathered her "everyday" dresses and took them to Birdie Clayton who fashioned them into this original quilt design. Judy is comforted each day by the memories evoked by this Memory Quilt, each piece lovingly crafted from her mother's clothing and, as she said, "I can still see Mother sitting in her rocking chair with one on".

Memory Quilts, webpage: <http://www.quilting101.com/stles/memory-quilts.html>, retrieved April, 2009.

#24: IRISH CHAIN

QUILTED BY: MARCIE COLTART

OWNED BY: HILDA SHIVLEY

SPONSORED BY: CAMERA CORNER STUDIOS

The Irish Chain pattern dates back to the very early 1800s America. The beginnings of the pattern may have originated in Ireland. It is one of the oldest quilt patterns and its popularity has continued through the decades to today. In early days the design was also seen as a pattern used by weavers as well as quilters.

This quilt was given to Pocahontas resident Hilda Shivley by a longtime friend. The friend's mother, Marcie Coltart, pieced and quilted it.

Quilt Patterns Through Time, webpage:

http://www.womenfolk.com/quilt_pattern_history/irishchain.htm,
retrieved April, 2009



Irish Chain Quilter: Marcie Coltart
Owner: Hilda Shivley
Sponsor: Camera Corner Studios

⌘ **Traveling only one block on Pyburn , turn right onto Bettis Street.
Drive to the next intersection and look to the left.**

#25: WINDING WAYS

QUILTED BY: TEMPA THROGMORTON

OWNED BY: ALEX TINKER

SPONSORED BY: CAMERA CORNER STUDIO, PATRICK CARROLL, D.D.S. AND FIVE RIVERS HISTORIC PRESERVATION, INC.



#1 Winding Ways
Quilter: Tempa Throgmorton
Sponsor: Camera Corner Studios, Patrick Carroll, D.D.S.
Five Rivers Historic Preservation, Inc.

The Winding Ways quilt pattern is an heirloom design and represents the nature of the path we often must take in life.

Tempa Throgmorton was a lifelong resident of Randolph County and she always had a quilt she was working on. A visitor to her house was sure to be shown her current quilt in some stage of the process, from pieces to blocks, having the top laid out or sewn together and finally on the quilting frame or finished. It would take her several months to finish one quilt, all the work being done by hand. She would create a quilt in anticipation of giving it for a special occasion such as a graduation, wedding, or the birth of grandchildren.

She was born in 1915, lived around Maynard and Pocahontas her whole life, and she worked at Brown Shoe and IGA. James Throgmorton of Camera Corner Studio is her son and Mandi Tinker of Black River Beads is her granddaughter. Camera Corner and Black River Beads are sponsors of the Randolph County Quilt Trail.

According to Mandi, "Winding Ways was quilted in 1998 when Granny was 83, she later gave it to her great grandson, Alex Tinker, as a gift".

#26: DOUBLE WEDDING RING

QUILTED BY: TEMPA
THROGMORTON

OWNED BY: JAMES AND
MANDI TINKER

SPONSORED BY: BLACK RIVER
BEADS, PATRICK CARROLL,
D.D.S. AND FIVE RIVERS
HISTORIC PRESERVATION,
INC.



The Double Wedding Ring quilt was often considered very special indeed. Some quilters in the early part of this century would never consider making this quilt of feed or flour sacks, but insisted on purchasing dress making fabrics for this quilt. It was given, obviously, as wedding gifts and displayed in special places in homes. The pattern is not for beginners as it is a difficult pattern to piece. The pattern dates back to the early 1900s in the United States, but the design of interlocking rings dates back as far as early Rome when it was used to decorate items such as drinking vessels.


This Double Wedding Ring quilt was hand pieced and quilted in 2000 by Tempa Throgmorton and was given to James & Amanda Tinker as a wedding gift.

⌘ Turn right onto Everett Street and drive a couple of blocks. Cross Van Bibber Street then look on the right.

#27: CRAZY QUILT

PIECED AND QUILTED BY: ALICE
WHITE LINDSEY
OWNED BY: CAROL CARROLL
SPONSORED BY: DR. PATRICK CARROLL

Note: the text on the building wall is in error. This page shows the corrected information.



Crazy Quilts were the "craze" in Victorian America around the turn of the last century. Women loved the new look. The creativity in them was wide open with asymmetrical pieces, abstract designs and intricate embroidery embellishments. Anything could be incorporated into these quilts and very special fabrics such as silks and velvets were preferred. The only limits to a Crazy Quilt were the imagination and the skill of the seamstress! Don't let the haphazard look fool you, though, hours and hours and days, weeks and months are spent by these quilters cutting, arranging and embellishing these quilts. Because of their special interest and beauty, Crazy Quilts were often used as coverlets to decorate a parlor.

This quilt was pieced and quilted in 1872 by Alice White Lindsey, mother of Sarah Elizabeth Lindsey Blankenship. Mrs. Lindsey resided in the Middle Brook community in the mid to late 1800s and is from one of first families to settle in this area. She was married to Raburn Lindsey whose family also came to Randolph County in the 1800s.

Alice White Lindsey is the great-grandmother of local historian, Ann Carroll. Notice the intricate embroidery designs such as the feather stitch, the fern stitch, the herringbone stitch, fancy chain stitches which, along with many more fancy stitches, were characteristic enhancements of Crazy Quilts.

Crazy Quilt History: A Victorian Craze, webpage:
http://www.womenfolk.com/quilt_pattern_history/basket_quilts.htm,
retrieved April, 2009

#28: 8 POINT CHICKEN SCRATCH STAR

QUILTED BY: GENA STOUT AND
ETHEL HOSTO

SPONSORED BY: PAM RANKIN
'THE PLANT LADY'

Chicken Scratch refers to the style of embroidery stitch used in the seams of this quilt. The Chicken Scratch technique is also called Amish Embroidery, Depression Lace, and Snowflake. It is traditionally used on gingham fabrics and it uses the colorful parts of the gingham and similarly colored thread to create a design similar to chicken scratches, or maybe lace. The 8 point star pattern seen in this quilt is traditional and dates back to the 1830s.



Gena Stout, a resident of Ravenden, began piecing this quilt while living in the state of Alaska. It took several years to complete the blocks and then after she returned to Arkansas, Mrs. Stout's step-mom, Ethel Hosto, connected the blocks and the two of them along with other members of their family worked on the quilting together. Mrs. Hosto has extreme patience, as well as talent, and recently pieced a Postage Stamp queen size quilt. "I called her crazy for messing with all those tiny, postage stamp sized pieces. Then she had leftovers, so she did a baby quilt with the remaining tiny pieces", Mrs. Stout remarked.

Mrs. Stout said her family has always quilted and she has fond memories of her aunts getting together and working on quilts. "One aunt didn't like to quilt, but would come for the gossip", she said. While growing up, young Gena made several quilts, and as an adult she has added to her collection. "I also inherited several quilts from both sides of my family of quilters" she said.

Mrs. Stout appreciates the opportunity for a quilt she helped make to be in the Randolph County Quilt Trail because she believes in the importance of preserving and displaying heirloom quilts such as this 8 Point Chicken Scratch Star..

Pam Rankin is a close friend of Gena Stout and she is the owner of this quilt. Pam originally hails from "across the pond" , but she is now a longtime resident of Randolph County.

#29: GRANDMOTHER'S FLOWER GARDEN

QUILTED BY: BEULAH DIXON


OWNED BY: BILLIE RUTH
MCFATRIDGE

SPONSORED BY: LINDA
BOWLIN

The Grandmother's Flower Garden quilt pattern dates back to 1817 in America and is one of the best loved patterns for quilts. It's popularity surged during the Great Depression of the 1930s, maybe because it was thought of as a cheerful quilt and was usually pieced in bright pastels reminding folks of colorful flower gardens. It is a variation of the very old hexagon quilt which dates back to 18th century England. Other names for this pattern are Six Sided Patchwork, Mosaic and Honeycomb.

Beulah Dixon was born and raised in the Surridge community and this quilt was pieced by her mother, Elsie Van Winkle in 1926. Mrs. Dixon then quilted the "top" in 1939. This quilt is now owned and cherished by Mrs. Dixon's oldest daughter, Billie Ruth McFatrige, a life long resident of Pocahontas.

Hexagon, Honeycomb and Grandmother's Flower Garden, webpage:
http://www.womenfolk.com/quilt_pattern_history/mosaic.htm, retrieved April, 2009



⌘ Continue on Everett Street to Thomasville Avenue, then turn left onto Thomasville. Proceed one block than turn left again back onto Broadway Street. Look on the left.

#30: BOW TIE

HAND PIECED AND QUILTED
BY: CLETUS BLACKBURN

OWNED BY : JEAN PEARCY


SPONSORED BY: PEARCY AND
SONS OIL

Bow Tie is an example of a quilt name which reflects aspects of the daily life of early quilters. These quilters were inspired by everyday items or activities when designing and naming patterns.

The Bow Tie design is considered to have reflected an aspect of family life. The colorful shapes resemble the formal neck accessory worn by men on special occasions.

This quilt was hand made by Cletus Blackburn when she was about 89 years of age. She is a life long resident of Reyno, AR, and is now 97 years old and she says she doesn't care to say so.

Carroll, Laurette, Quilt Pattern Names, webpage:
<http://www.fabrics.net/LaurettePatterns.asp>, retrieved April, 2009



#31: GRANNY'S FLOWER GARDEN


QUILTED BY: CARRIE
(GRANNY) PATTON AND FAY
CLARICE SHELTON

SPONSORED BY: THE PATTON
FAMILY

The Grandmother's Flower Garden quilt pattern dates back to 1817 in America and is one of the best loved patterns for quilts. It's popularity surged during the Great Depression of the 1930s, maybe because it was thought of as a cheerful quilt and was usually pieced in bright pastels reminding folks of colorful flower gardens. It is a variation of the very old hexagon quilt which dates back to 18th century England. Other names for this pattern are Six Sided Patchwork, Mosaic and Honeycomb.

The owner of Granny's Flower Garden quilt, Fay Clarice Shelton, wrote: "In my junk mail was a quilt pattern. It was the flower garden. I had never sown anything but patches on the knees of pants. This was a beautiful quilt pattern so I started sewing. Then I went and stayed with my mom, Carrie Patton, and she started helping me. After she passed away on March 31st, 2000, I sat in her chair and finished the quilt top. So we are doing this to honor my mother, Carrie Patton, who was also known as Granny." Mrs. Shelton is a resident of Poughkeepsie.

Hexagon, Honeycomb and Grandmother's Flower Garden, webpage:
http://www.womenfolk.com/quilt_pattern_history/mosaic.htm, retrieved April, 2009



⌘ Next, look on the corner of the Martin Agency building in the next block, on the left side of the street.

#32: 1776 BICENTENNIAL QUILT

QUILTED BY: LOUISE JANSEN AND DAUGHTERS

SPONSORED BY: PATRICK CARROLL, D.D.S.

This Commemorative quilt was made in 1976, by Mrs. Louise Jansen, in preparation for the nation's Bicentennial Celebration. The appliquéd quilt top was designed and created by life long Pocahontas resident, Louise

Jansen. The silhouettes of Washington, Lincoln and Kennedy, as well as the minute man, liberty bell and eagle were drawn by daughter Gima Jansen Mickey. The quilt block design of the star surrounded by red, white and blue stripes represents the Bicentennial Celebration logo. Preprinted fabrics with a patriotic theme were also incorporated into the quilt top. The quilt was hand quilted by Mrs. Jansen with the help of daughter Sonya Walker.

This quilt was displayed at the craft show which was held in the old Pocahontas school building during the Bicentennial Celebration. This is the only time that the quilt has been displayed.

Mrs. Jansen has spent many hours designing and making quilts, most of which were given to her children, grandchildren and great grandchildren. Her love of quilting was passed down to her from her mother, Mrs. Myrl Kincade, who also loved to quilt.



⌘ Continue a couple of blocks on Broadway Street, then turn right on Marr Street and look on the left.

#33: FLOWER GARDEN

QUILTED BY: MRS. H.A. DUST

OWNED BY: MARY AND JOHN JACKSON


SPONSORED BY: MARY AND JOHN JACKSON

Flower Garden quilt patterns, like the popular, Grandmother's Flower Garden, dates back to 1817 in America and is one of the best loved patterns for quilts.

Its popularity surged during the Great Depression of the 1930s, maybe because it was thought of as a cheerful quilt and was usually pieced in bright pastels reminding folks of colorful flower gardens. It is a variation of the very old hexagon quilt which dates back to 18th century England. Other names for this pattern are Six Sided Patchwork, Mosaic and Honeycomb.

Mrs. H. A. Dust was a long time resident of Pocahontas, having come here from St. Rose, IL, when she married. She pieced and made quilts all of her life and gave one to each and every child, grand child and great grand child. This quilt was made for and given to her granddaughter, Pocahontas resident Mary Jackson in the early 1970s, just a few years before she died.

Hexagon, Honeycomb and Grandmother's Flower Garden, webpage:
http://womenfolk.com/quilt_pattern_history/mosaic.htm, retrieved April, 2009



⌘ Turn left at the next intersection, at the Bank of Pocahontas building, onto Copeland Street. Look on the left.


#34: CATHEDRAL WINDOW

HAND MADE BY: FANNIE DORAN PITTS

OWNED BY: SHARON PITTS

SPONSORED BY: FIVE RIVERS HISTORIC PRESERVATION, INC.

Calling the Cathedral Window a quilt is somewhat of a misnomer in that it usually is not quilted in the traditional way using backing and batting. This pattern is folded and stitched to make thickened patches of fabric which are then stitched together. Inspiration for the pattern came from the beautiful stained glass windows in churches and cathedrals.



This "quilt" was hand made in 1951 by Fannie Doran Pitts, mother-in-law of Pocahontas resident, Sharon Pitts. Mrs. Fannie Doran Pitts was born and raised in Chisomville, AR, near Ft. Smith. As a very young woman she moved with her family to Oklahoma and then migrated with them to California following WWI.


#35: ANNA'S CREATION

PIECED BY: OLLIE MILLER

QUILTED BY: ANNA LUE COOK AND HER DAUGHTER

OWNED AND SPONSORED BY: ANNA LUE COOK

This quilt was hand pieced in 1930 by Mrs. Ollie Miller of the Clear Springs community which is located between Black Rock and Imboden in Lawrence County. Anna Lue Cook, a resident of the Randolph County near the area known as 'The Point', grew up in Clear Springs and knew Mrs. Miller because Mr. and Mrs. Miller owned and operated the store which served the community during Mrs. Cook's youth. Mrs. Cook bought the pieced quilt top at the sale of Mrs. Miller's estate and quilted it while teaching her daughter the long held family tradition of quilting. Mrs. Cook's daughter is the sixth generation of her family to learn and practice the art and skill of quilt making.



Even with research, Mrs. Cook has been unable to determine the name and history of the pattern she now calls Anna's Creation. The colors of pinks and greens were "pretty colors" to use in the 1930s and Mrs. Cook notes that it is difficult to match the fabric colors and fabric patterns of that era. This quilt displays the brilliant pink, almost coral color, that is not seen in fabric dyes today.

⌘ Turn left onto Bettis Street then look to the right for the final two quilts of the Quilt Trail.


#36: NINE PATCH AND STAR

QUILTED BY: MAYME TRAMMEL

OWNED BY: DICK TRAMMEL

SPONSORED BY: SCOTT TRAMMEL

The Nine Patch and the Star patterns of quilt design date back to the very early 1800s



9 Patch and Star Quilter: Mayme Trammel
Owner: Dick Trammel
Sponsor: Scott Trammel

Mayme Trammel was a member of the well-remembered Waldron family, a prominent family in Randolph County in the early and mid 1900s. Her parents were Mr. and Mrs. Rufe Waldron and her mother was a sister of Dr. J. W. Brown. Mayme and her husband, William Earl, were business owners in Pocahontas for many years. She was active in the First Baptist Church and is remembered fondly by her many friends. Her only child, Dick Trammel is one of Pocahontas' favorite sons. Her grandson, Scott Trammel is a local businessman and is on the Board of Five Rivers Historic Preservation, Inc.

#37: BLOCK QUILT

QUILTED BY: SARAH ELIZABETH LINDSEY BLANKENSHIP (1928)

OWNED BY: ANN CARROLL

SPONSORED BY: DR. PATRICK CARROLL

Note: the text on the building wall is in error. This page shows the corrected information.



Block Quilt Quilter: Sarah Elizabeth Lindsey Blankenship
Owner: Ann Carroll
Sponsor: Patrick Carroll, D.D.S.

This quilt was pieced and quilted in 1928 by Alice White Lindsey's daughter, Sarah Elizabeth Lindsey Blankenship. Mrs. Blankenship was a lifelong resident of Randolph County and a life long seamstress. She sewed extensively for her family and diligently saved the finer fabrics to make beautiful bed coverings. This quilt which is of the Crazy Quilt genre was made with many velvet and silk pieces. To enhance the beauty of the quilt, Mrs. Blankenship used traditional and intricate embroidery designs which are characteristic enhancements of Crazy Quilts such as the feather stitch, the fern stitch, the herringbone stitch, fancy chain stitches and many more decorative embroidery stitches.

Sarah Elizabeth Lindsey Blankenship is the grandmother of local historian, Ann Carroll, who keeps this quilt draped across a love seat in her living room.

The Committee Implementing the Quilt Trail Project:

Co-chairs: James Tinker and Linda Bowlin

Members: Cindy Throgmorton

Mandi Tinker

Virginia Stevens

The "Hanging" Crew:

David Bowlin

Dr. Patrick Carroll

Jamie Tinker

Bill Carroll

Linda Bowlin

Bill Masiongale

Red Percy

Alex Tinker

We offer a special thank you to the building owners who allowed the quilts to be displayed on their buildings.

Also, special thanks to Scott Trammel of Tool Central and Byron Futrell of Futrell's Hardware for donating supplies used in hanging the quilts.



The Randolph County Quilt Trail Sign is superimposed on the image of a quilt hand made in 2006 by Bonnie Graham, the grandmother of Jamie Tinker who co-chaired this project. The pattern of the quilt is 6 Point Star.

Five Rivers Historic Preservation, Inc.
www.5rhp.org